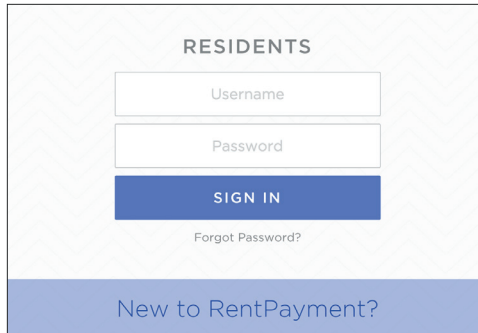


GET STARTED PAYING YOUR RENT ONLINE



RESIDENTS

Username

Password

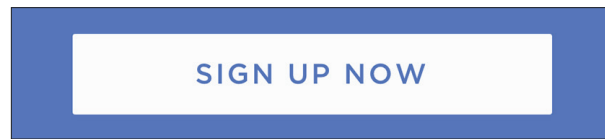
SIGN IN

Forgot Password?

[New to RentPayment?](#)

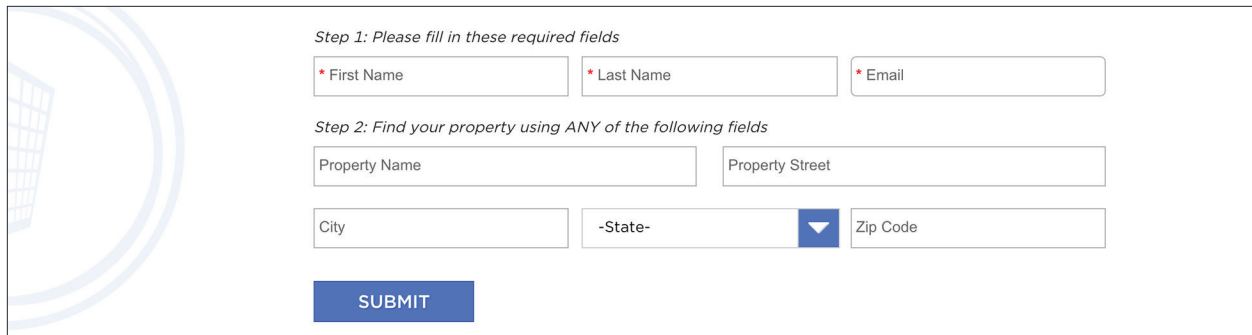
GO TO [RENTPAYMENT.COM](https://rentpayment.com)

Click the “New to RentPayment?” blue link, then click the “Sign Up Now” button.



SETUP YOUR ACCOUNT

Enter your first name, last name, and email in Step 1. Enter your property information in Step 2. Select your property on the next screen and create your username and password.



Step 1: Please fill in these required fields

* First Name * Last Name * Email

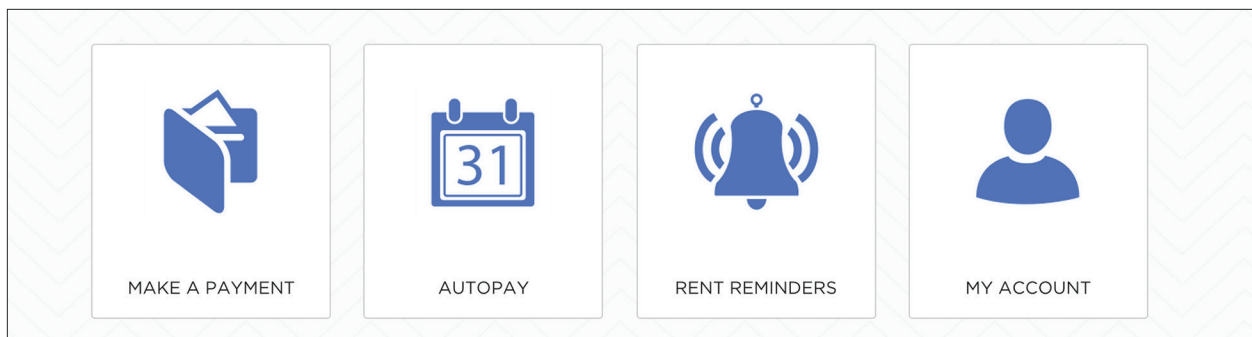
Step 2: Find your property using ANY of the following fields

Property Name Property Street

City -State- Zip Code

SUBMIT

Once you’ve logged in, you will be able to submit a payment. Select Menu to setup autopay, add rent reminders, and view your account details. For more information about your property’s payment options, please contact your Property Manager.



If you have questions or need assistance, email CustomerService@RentPayment.com or call (866) 289-5977. Our support team is available everyday from 5am to 9pm PST.